



UniFi VIDEO[®]

1080p Indoor/Outdoor
IP Camera with Infrared
and Optical Zoom

Model: UVC-G3-PRO

QUICK START GUIDE

Introduction

Thank you for purchasing the Ubiquiti Networks® UniFi® Video G3 Pro Camera. This Quick Start Guide is designed to guide you through installation and also includes warranty terms.

Package Contents



UVC-G3-PRO



Tightening Tool



Screw Anchors
(Qty. 2)



Self-Tapping Screws
(Qty. 2)



Pole Mount
Bracket



Machine Screws
(Qty. 2)



Quick Start
Guide

Installation Requirements

- Pole-mounting: Two metal straps / hose clamps (not included)
- Shielded Category 5 (or above) cabling with drain wire should be used for all outdoor wired Ethernet connections and should be grounded through the AC ground of the PoE.

We recommend that you protect your networks from harmful outdoor environments and destructive ESD events with industrial-grade, shielded Ethernet cable from Ubiquiti Networks. For more details, visit **www.ubnt.com/toughcable**

- Surge protection should be used for all outdoor installations. We recommend that you use two Ethernet Surge Protectors, model ETH-SP, one near the camera and the other at the entry point to the building. The ETH-SP will absorb power surges and safely discharge them into the ground.

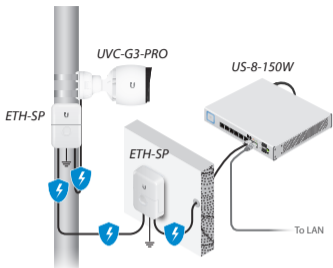



Diagram Showing Use of Ethernet Surge Protectors

TERMS OF USE: All Ethernet cabling runs must use CAT5 (or above). Shielded Ethernet cable and earth grounding must be used for outdoor installations as conditions of product warranty. TOUGH Cable™ is designed for outdoor installations. It is the professional installer's responsibility to follow local country regulations.

Hardware Overview



Ethernet 10/100 RJ45 port connects to an 802.3af/802.3at or 24V Passive PoE switch for PoE power and data.

Reset Button To reset to factory defaults, press and hold the *Reset* button for more than 10 seconds while the camera is powered on.

Before You Begin

Remove the sticker from the bottom of the *Mounting Base*.

Installation Overview

To install the camera, please follow the instructions of the following sections in this order:

1. *Hardware Installation*
2. *Connecting Power over Ethernet*
3. *UniFi Video*
4. *Adjusting the Camera View*

Hardware Installation

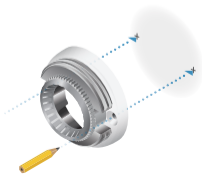
The camera can be mounted on a wall, ceiling, or pole. Follow the appropriate steps for your installation:


Wall/Ceiling Mount

1. Remove the *Mounting Base* from the camera by turning the *Tilt/Mount Ring* counterclockwise.




2. Mark the mounting holes on the wall or ceiling.

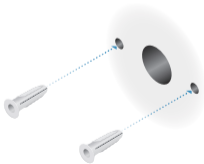


 **Note:** If you are running the cable along the wall or ceiling, position the *Cable Slot* towards the direction you want the cabling to run. For outdoor installations, position the *Cable Slot* downward.

3. Use a 7 mm (1/4") drill bit to drill the mounting holes in the wall or ceiling.

 **Note:** If you are running the Ethernet cable through the wall, cut a hole centered between the mounting holes that is large enough to feed the cable through.

4. Insert a *Screw Anchor* into each mounting hole.



5. If you are feeding the Ethernet cable through the wall or ceiling, do so now and feed it through the *Mounting Base*.




If not, feed the Ethernet cable through the *Mounting Base* and place the cable in the *Cable Slot*.



! **IMPORTANT:** If you are installing your camera outdoors, create a drip loop for the cable below the camera to prevent water ingress.

6. Fasten the *Mounting Base* to the wall or ceiling using two *Self-Tapping Screws*.




7. Remove the camera from the *Adjustable Base* by turning the *Camera Ring* in the direction shown.



8. Remove the *Cable Gland* from the *Adjustable Base*.



9. Feed the Ethernet cable through the *Cable Gland* and *Adjustable Base*. Seal the *Cable Gland* in place by firmly pressing around its edges. Then connect the cable to the *Ethernet Port* on the camera.



! **IMPORTANT:** For proper weather sealing, the *Cable Gland* must fit securely within the *Adjustable Base* when the camera is mounted. Ensure that the *Cable Gland* is securely seated during installation and cable routing.

10. Connect the camera back to the *Adjustable Base* by turning the *Camera Ring* in the direction shown.



11. Orient the camera to the desired position while connecting the *Adjustable Base* to the *Mounting Base*.



Note: You will fine-tune and then lock the positioning after you check the camera view in the UniFi Video® software.




12. Proceed to the *Connecting Power over Ethernet* section.

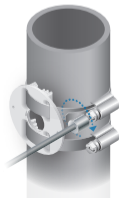
Pole Mount

To mount the camera on a pole, two metal straps are required (not included).

1. Feed the metal straps through the slots on the *Pole Mount Bracket*.



2. Wrap a metal strap around the pole and tighten it by turning the screw clockwise. Repeat for the second strap.




3. Remove the *Mounting Base* from the camera by turning the *Tilt/Mount Ring* counterclockwise.



4. Feed the Ethernet cable through the *Mounting Base*.



5. Fasten the *Mounting Base* to the *Pole Mount Bracket* using two *Machine Screws*.




6. Remove the camera from the *Adjustable Base* by turning the *Camera Ring* in the direction shown.



7. Remove the *Cable Gland* from the *Adjustable Base*.



8. Feed the Ethernet cable through the *Cable Gland* and *Adjustable Base*. Seal the *Cable Gland* in place by firmly pressing around its edges. Then connect the cable to the *Ethernet Port* on the camera.




! **IMPORTANT:** For proper weather sealing, the *Cable Gland* must fit securely within the *Adjustable Base* when the camera is mounted. Ensure that the *Cable Gland* is securely seated during installation and cable routing.

9. Connect the camera back to the *Adjustable Base* by turning the *Camera Ring* in the direction shown.



10. Orient the camera to the desired position while connecting the *Adjustable Base* to the *Mounting Base*.

 **Note:** Fine-tune and then lock the positioning after you check the camera view in the UniFi Video software.



Connecting Power over Ethernet

The UVC G3 Pro supports 802.3af, 802.3at, and 24V Passive PoE and can be powered by any 802.3af/802.3at or 24V Passive PoE compliant switch, such as a UniFi PoE Switch.

Connect the Ethernet cable from the camera directly to a PoE port on the switch.



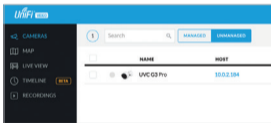
640-00316-09

UniFi Video

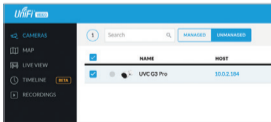
Ensure that you are running UniFi Video software version 3.9 or newer. The latest version of the UniFi Video software is available at www.ubnt.com/download/unifivideo

The UniFi Video auto-management feature should automatically detect your new camera(s). To manage the camera:

1. Click the **Unmanaged** tab.



2. Select the camera row.



- The *Camera Details* window will appear on the right side of the screen. Enter **ubnt** in the *Username* and *Password* fields and click **Manage**.



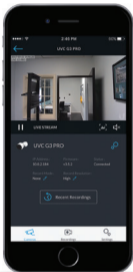
- UniFi Video will automatically update the camera's firmware (this may take up to five minutes). Then the camera will appear in the *Managed* cameras list. Check the camera view and proceed to the *Adjusting the Camera View* section.



UniFi Video App



The UniFi Video app is available from the App Store® (iOS) or Google Play™ (Android).



For details on using the UniFi Video software, refer to the User Guide at:
www.ubnt.com/download/unifivideo

Adjusting the Camera View

1. Fine-tune the positioning as you check the camera preview in the software.
2. Ensure that the arrow side of the included *Tightening Tool* faces the camera. Then insert the *Tightening Tool* between the camera and *Adjustable Base*.



3. Fit the *Tightening Tool* to the camera.



4. Turn the *Tightening Tool* to tighten the *Camera Ring*.



5. Move the *Tightening Tool* to fit the *Tilt/Mount Ring*.



6. Secure the *Tilt/Mount Ring* to lock the positioning and complete installation.



Specifications

UVC-G3-PRO	
Dimensions (Without Mounting Plate)	Ø 86 x 153 mm (Ø 3.39 x 6.02")
Weight (Without Mounting Plate)	700 g (1.54 lb)
Enclosure	UV Stabilized Polycarbonate and Die-Cast Aluminum
Networking Interface	(1) 10/100 Ethernet Port
Sensor	Sony IMX290, 1/2.8"
Lens	3-9 mm, f/1.2-f/2.1 Powered Zoom Lens
Field of View	
Wide	108° (H), 58° (V), 125° (D)
Tele	37° (H), 20° (V), 43° (D)
Night Mode	IR LEDs with Mechanical IR Cut Filter
Video Compression	H.264
Resolution	1080p Full HD (1920 x 1080)
Maximum Frame Rate	30 FPS

Image Settings	Flip, Brightness, Contrast, WDR, Hue, Infrared, Sharpness, Saturation, Denoise, 50/60 Hz Flicker Reduction
Management Interface	
Managed Mode	UniFi Video v3.9 or Newer
Standalone Mode	Camera Integrated Web UI
Microphone	Yes
Max. Power Consumption	12.5W
Power Method	IEEE 802.3af/at Type 2 PoE or 24V Passive PoE
Power Supply	802.3af/802.3at or 24V Passive PoE Switch
Buttons	Factory Reset Button
Mounting	Wall/Ceiling (Kits Included) Pole (Bracket Included)
Operating Temperature	-20 to 50° C -4 to 122° F
Operating Humidity	0 to 90% Noncondensing
Weatherproofing	IP67

Safety Notices

1. Read, follow, and keep these instructions.
2. Heed all warnings.
3. Only use attachments/accessories specified by the manufacturer.



WARNING: This product may become hot during operation. Exercise caution when handling.



WARNING: Do not use this product in a location that can be submerged by water.



WARNING: Avoid using this product during an electrical storm. There may be a remote risk of electric shock from lightning.

Electrical Safety Information

1. Compliance is required with respect to voltage, frequency, and current requirements indicated on the manufacturer's label. Connection to a different power source than those specified may result in improper operation, damage to the equipment or pose a fire hazard if the limitations are not followed.
2. There are no operator serviceable parts inside this equipment. Service should be provided only by a qualified service technician.

Limited Warranty

UBIQUITI NETWORKS, Inc (“UBIQUITI NETWORKS”) warrants that the product(s) furnished hereunder (the “Product(s)”) shall be free from defects in material and workmanship for a period of one (1) year from the date of shipment by UBIQUITI NETWORKS under normal use and operation. UBIQUITI NETWORKS’ sole and exclusive obligation and liability under the foregoing warranty shall be for UBIQUITI NETWORKS, at its discretion, to repair or replace any Product that fails to conform to the above warranty during the above warranty period. The expense of removal and reinstallation of any Product is not included in this warranty. The warranty period of any repaired or replaced Product shall not extend beyond its original term.

Warranty Conditions

The above warranty does not apply if the Product:

- (I) has been modified and/or altered, or an addition made thereto, except by Ubiquiti Networks, or Ubiquiti Networks’ authorized representatives, or as approved by Ubiquiti Networks in writing;
- (II) has been painted, rebranded or physically modified in any way;
- (III) has been damaged due to errors or defects in cabling;
- (IV) has been subjected to misuse, abuse, negligence, abnormal physical, electromagnetic or electrical stress, including lightning strikes, or accident;
- (V) has been damaged or impaired as a result of using third party firmware;
- (VI) has no original Ubiquiti MAC label, or is missing any other original Ubiquiti label(s); or
- (VII) has not been received by Ubiquiti within 30 days of issuance of the RMA.

In addition, the above warranty shall apply only if: the product has been properly installed and used at all times in accordance, and in all material respects, with the applicable Product documentation; all Ethernet cabling runs use CAT5 (or above), and for outdoor installations, shielded Ethernet cabling is used, and for indoor installations, indoor cabling requirements are followed.

Returns

No Products will be accepted for replacement or repair without obtaining a Return Materials Authorization (RMA) number from UBIQUITI NETWORKS during the warranty period, and the Products being received at UBIQUITI NETWORKS' facility freight prepaid in accordance with the RMA process of UBIQUITI NETWORKS. Products returned without an RMA number will not be processed and will be returned freight collect or subject to disposal. Information on the RMA process and obtaining an RMA number can be found at: **www.ubnt.com/support/warranty**

Disclaimer

EXCEPT FOR ANY EXPRESS WARRANTIES PROVIDED HEREIN, UBIQUITI NETWORKS, ITS AFFILIATES, AND ITS AND THEIR THIRD PARTY DATA, SERVICE, SOFTWARE AND HARDWARE PROVIDERS HEREBY DISCLAIM AND MAKE NO OTHER REPRESENTATION OR WARRANTY OF ANY KIND, EXPRESS, IMPLIED OR STATUTORY, INCLUDING, BUT NOT LIMITED TO, REPRESENTATIONS, GUARANTEES, OR WARRANTIES OF MERCHANTABILITY, ACCURACY, QUALITY OF SERVICE OR RESULTS, AVAILABILITY, SATISFACTORY QUALITY, LACK OF VIRUSES, QUIET ENJOYMENT, FITNESS FOR A PARTICULAR PURPOSE AND NON-INFRINGEMENT AND ANY WARRANTIES ARISING FROM ANY COURSE OF DEALING, USAGE OR TRADE PRACTICE IN CONNECTION WITH SUCH PRODUCTS

AND SERVICES. BUYER ACKNOWLEDGES THAT NEITHER UBIQUITI NETWORKS NOR ITS THIRD PARTY PROVIDERS CONTROL BUYER'S EQUIPMENT OR THE TRANSFER OF DATA OVER COMMUNICATIONS FACILITIES, INCLUDING THE INTERNET, AND THAT THE PRODUCTS AND SERVICES MAY BE SUBJECT TO LIMITATIONS, INTERRUPTIONS, DELAYS, CANCELLATIONS AND OTHER PROBLEMS INHERENT IN THE USE OF COMMUNICATIONS FACILITIES. UBIQUITI NETWORKS, ITS AFFILIATES AND ITS AND THEIR THIRD PARTY PROVIDERS ARE NOT RESPONSIBLE FOR ANY INTERRUPTIONS, DELAYS, CANCELLATIONS, DELIVERY FAILURES, DATA LOSS, CONTENT CORRUPTION, PACKET LOSS, OR OTHER DAMAGE RESULTING FROM ANY OF THE FOREGOING. In addition, UBIQUITI NETWORKS does not warrant that the operation of the Products will be error-free or that operation will be uninterrupted. In no event shall UBIQUITI NETWORKS be responsible for damages or claims of any nature or description relating to system performance, including coverage, buyer's selection of products (including the Products) for buyer's application and/or failure of products (including the Products) to meet government or regulatory requirements.

Limitation of Liability

EXCEPT TO THE EXTENT PROHIBITED BY LOCAL LAW, IN NO EVENT WILL UBIQUITI OR ITS SUBSIDIARIES, AFFILIATES OR SUPPLIERS BE LIABLE FOR DIRECT, SPECIAL, INCIDENTAL, CONSEQUENTIAL OR OTHER DAMAGES (INCLUDING LOST PROFIT, LOST DATA, OR DOWNTIME COSTS), ARISING OUT OF THE USE, INABILITY TO USE, OR THE RESULTS OF USE OF THE PRODUCT, WHETHER BASED IN WARRANTY, CONTRACT, TORT OR OTHER LEGAL THEORY, AND WHETHER OR NOT ADVISED OF THE POSSIBILITY OF SUCH DAMAGES.

Note

Some countries, states and provinces do not allow exclusions of implied warranties or conditions, so the above exclusion may not apply to you. You may have other rights that vary from country to country, state to state, or province to province. Some countries, states and provinces do not allow the exclusion or limitation of liability for incidental or consequential damages, so the above limitation may not apply to you. EXCEPT TO THE EXTENT ALLOWED BY LOCAL LAW, THESE WARRANTY TERMS DO NOT EXCLUDE, RESTRICT OR MODIFY, AND ARE IN ADDITION TO, THE MANDATORY STATUTORY RIGHTS APPLICABLE TO THE LICENSE OF ANY SOFTWARE (EMBEDDED IN THE PRODUCT) TO YOU. The United Nations Convention on Contracts for the International Sale of Goods shall not apply to any transactions regarding the sale of the Products.

Compliance

FCC

Changes or modifications not expressly approved by the party responsible for compliance could void the user's authority to operate the equipment.

This device complies with part 15 of the FCC Rules. Operation is subject to the following two conditions:

1. This device may not cause harmful interference, and
2. This device must accept any interference received, including interference that may cause undesired operation.

This equipment has been tested and found to comply with the limits for a Class A digital device, pursuant to part 15 of the FCC Rules. These limits are designed to provide

reasonable protection against harmful interference when the equipment is operated in a commercial environment. This equipment generates, uses, and can radiate radio frequency energy and, if not installed and used in accordance with the instruction manual, may cause harmful interference to radio communications. Operation of this equipment in a residential area is likely to cause harmful interference in which case the user will be required to correct the interference at his own expense.

ISED Canada

CAN ICES-3(A)/NMB-3(A)

This Class A digital apparatus complies with Canadian CAN ICES-003.

CAN ICES-3(A)/NMB-3(A)

Cet appareil numérique de la classe A est conforme à la norme NMB-003 du Canada.

CE Marking

CE marking on this product represents the product is in compliance with all directives that are applicable to it.



Australia and New Zealand



Warning: This is a Class A product. In a domestic environment this product may cause radio interference in which case the user may be required to take adequate measures.

RoHS/WEEE Compliance Statement



English

European Directive 2012/19/EU requires that the equipment bearing this symbol on the product and/or its packaging must not be disposed of with unsorted municipal waste. The symbol indicates that this product should be disposed of separately from regular household waste streams. It is your responsibility to dispose of this and other electric and electronic equipment via designated collection facilities appointed by the government or local authorities. Correct disposal and recycling will help prevent potential negative consequences to the environment and human health. For more detailed information about the disposal of your old equipment, please contact your local authorities, waste disposal service, or the shop where you purchased the product.

Deutsch

Die Europäische Richtlinie 2012/19/EU verlangt, dass technische Ausrüstung, die direkt am Gerät und/oder an der Verpackung mit diesem Symbol versehen ist, nicht zusammen mit unsortiertem Gemeindeabfall entsorgt werden darf. Das Symbol weist darauf hin, dass das Produkt von regulärem Haushaltmüll getrennt entsorgt werden sollte. Es liegt in Ihrer Verantwortung, dieses Gerät und andere elektrische und elektronische Geräte über die dafür zuständigen und von der Regierung oder örtlichen Behörden dazu bestimmten Sammelstellen zu entsorgen. Ordnungsgemäßes Entsorgen und Recyceln trägt dazu bei, potentielle negative Folgen

für Umwelt und die menschliche Gesundheit zu vermeiden. Wenn Sie weitere Informationen zur Entsorgung Ihrer Altgeräte benötigen, wenden Sie sich bitte an die örtlichen Behörden oder städtischen Entsorgungsdienste oder an den Händler, bei dem Sie das Produkt erworben haben.

Español

La Directiva 2012/19/UE exige que los equipos que lleven este símbolo en el propio aparato y/o en su embalaje no deben eliminarse junto con otros residuos urbanos no seleccionados. El símbolo indica que el producto en cuestión debe separarse de los residuos domésticos convencionales con vistas a su eliminación. Es responsabilidad suya desechar este y cualesquiera otros aparatos eléctricos y electrónicos a través de los puntos de recogida que ponen a su disposición el gobierno y las autoridades locales. Al desechar y reciclar correctamente estos aparatos estará contribuyendo a evitar posibles consecuencias negativas para el medio ambiente y la salud de las personas. Si desea obtener información más detallada sobre la eliminación segura de su aparato usado, consulte a las autoridades locales, al servicio de recogida y eliminación de residuos de su zona o pregunte en la tienda donde adquirió el producto.

Français

La directive européenne 2012/19/UE exige que l'équipement sur lequel est apposé ce symbole sur le produit et/ou son emballage ne soit pas jeté avec les autres ordures ménagères. Ce symbole indique que le produit doit être éliminé dans un circuit distinct de celui pour les déchets des ménages. Il est de votre responsabilité de jeter ce matériel ainsi que tout autre matériel électrique ou électronique par les moyens de collecte indiqués par le gouvernement et les pouvoirs publics des collectivités territoriales. L'élimination et le recyclage en

bonne et due forme ont pour but de lutter contre l'impact néfaste potentiel de ce type de produits sur l'environnement et la santé publique. Pour plus d'informations sur le mode d'élimination de votre ancien équipement, veuillez prendre contact avec les pouvoirs publics locaux, le service de traitement des déchets, ou l'endroit où vous avez acheté le produit.

Italiano

La direttiva europea 2012/19/UE richiede che le apparecchiature contrassegnate con questo simbolo sul prodotto e/o sull'imballaggio non siano smaltite insieme ai rifiuti urbani non differenziati. Il simbolo indica che questo prodotto non deve essere smaltito insieme ai normali rifiuti domestici. È responsabilità del proprietario smaltire sia questi prodotti sia le altre apparecchiature elettriche ed elettroniche mediante le specifiche strutture di raccolta indicate dal governo o dagli enti pubblici locali. Il corretto smaltimento ed il riciclaggio aiuteranno a prevenire conseguenze potenzialmente negative per l'ambiente e per la salute dell'essere umano. Per ricevere informazioni più dettagliate circa lo smaltimento delle vecchie apparecchiature in Vostro possesso, Vi invitiamo a contattare gli enti pubblici di competenza, il servizio di smaltimento rifiuti o il negozio nel quale avete acquistato il prodotto.

Declaration of Conformity

български [Bulgarian] С настоящото UBIQUITI NETWORKS декларира, че това устройство UVC-G3-PRO е в съответствие със съществените изисквания и други приложими разпоредби на Директиви 2014/30/ЕС, 2014/35/ЕС. Цялостният текст на ЕС декларацията за съответствие може да се намери на следния интернет адрес: **www.ubnt.com/compliance**

Hrvatski [Croatian] UBIQUITI NETWORKS ovim putem izjavljuje da je ovaj uređaj UVC-G3-PRO sukladan osnovnim zahtjevima i ostalim bitnim odredbama Direktiva 2014/30/EU, 2014/35/EU. Cjeloviti tekst EU izjave o sukladnosti dostupan je na sljedećoj internetskoj adresi: **www.ubnt.com/compliance**

Čeština [Czech] UBIQUITI NETWORKS tímto prohlašuje, že toto UVC-G3-PRO zařízení, je ve shodě se základními požadavky a dalšími příslušnými ustanoveními směrnic 2014/30/EU, 2014/35/EU. Úplné znění EU prohlášení o shodě je k dispozici na této internetové adrese: **www.ubnt.com/compliance**

Dansk [Danish] Hermed, UBIQUITI NETWORKS, erklærer at denne UVC-G3-PRO enhed, er i overensstemmelse med de væsentlige krav og øvrige relevante krav i direktiver 2014/30/EU, 2014/35/EU. EU-overensstemmelseserklæringens fulde tekst kan findes på følgende internetadresse: **www.ubnt.com/compliance**

Nederlands [Dutch] Hierbij verklaart UBIQUITI NETWORKS, dat deze UVC-G3-PRO apparaat, in overeenstemming is met de essentiële eisen en de andere relevante bepalingen van richtlijnen 2014/30/EU, 2014/35/EU. De volledige tekst van de EU-conformiteitsverklaring kan worden geraadpleegd op het volgende internetadres: **www.ubnt.com/compliance**

English Hereby, UBIQUITI NETWORKS, declares that this UVC-G3-PRO device, is in compliance with the essential requirements and other relevant provisions of Directives 2014/30/EU, 2014/35/EU. The full text of the EU declaration of conformity is available at the following internet address: **www.ubnt.com/compliance**

Eesti keel [Estonian] Käesolevaga UBIQUITI NETWORKS kinnitab, et antud UVC-G3-PRO seade, on vastavus olulistele nõuetele ja teistele asjakohastele sätetele direktiivide 2014/30/EL, 2014/35/EL. ELi vastavusdeklaratsiooni täielik tekst on kättesaadav järgmisel internetiaadressil: **www.ubnt.com/compliance**

Suomi [Finnish] Täten UBIQUITI NETWORKS vakuuttaa, että tämä UVC-G3-PRO laite, on yhdenmukainen olennaisten vaatimusten ja muiden sitä koskevien direktiivien 2014/30/EU, 2014/35/EU. EU-vaatimustenmukaisuusvakuutuksen täysimittainen teksti on saatavilla seuraavassa internetosoitteessa: **www.ubnt.com/compliance**

Français [French] Par la présente UBIQUITI NETWORKS déclare que l'appareil UVC-G3-PRO, est conforme aux exigences essentielles et aux autres dispositions pertinentes des directives 2014/30/UE, 2014/35/UE. Le texte complet de la déclaration UE de conformité est disponible à l'adresse internet suivante: **www.ubnt.com/compliance**

Deutsch [German] Hiermit erklärt UBIQUITI NETWORKS, dass sich dieses UVC-G3-PRO Gerät, in Übereinstimmung mit den grundlegenden Anforderungen und den anderen relevanten Vorschriften der Richtlinien 2014/30/EU, 2014/35/EU befindet. Der vollständige Text der EU-Konformitätserklärung ist unter der folgenden Internetadresse verfügbar: **www.ubnt.com/compliance**

Ελληνικά [Greek] Δια του παρόντος, UBIQUITI NETWORKS, δηλώνει ότι αυτή η συσκευή UVC-G3-PRO, είναι σε συμμόρφωση με τις βασικές απαιτήσεις και τις λοιπές σχετικές διατάξεις των οδηγιών 2014/30/ΕΕ, 2014/35/ΕΕ. Το πλήρες κείμενο της δήλωσης συμμόρφωσης ΕΕ διατίθεται στην ακόλουθη ιστοσελίδα στο διαδίκτυο: **www.ubnt.com/compliance**

Magyar [Hungarian] Ezenel UBIQUITI NETWORKS kijelenti, hogy ez a UVC-G3-PRO készülék megfelel az alapvető követelményeknek és más vonatkozó 2014/30/EU, 2014/35/EU irányelvek rendelkezéseit. Az EU-megfelelőségi nyilatkozat teljes szövege elérhető a következő internetes címen: **www.ubnt.com/compliance**

Íslenska [Icelandic] Hér, UBIQUITI NETWORKS, því yfir að þetta UVC-G3-PRO tæki er í samræmi við grunnkröfur og önnur viðeigandi ákvæði tilskipana 2014/30/ESB, 2014/35/ESB. Fullur texti ESB samræmisýfirlýsing er að finna á eftirfarandi netfangi: **www.ubnt.com/compliance**

Italiano [Italian] Con la presente, UBIQUITI NETWORKS, dichiara che questo dispositivo UVC-G3-PRO, è conforme ai requisiti essenziali ed alle altre disposizioni pertinenti delle direttive 2014/30/UE, 2014/35/UE. Il testo completo della dichiarazione di conformità UE è disponibile al seguente indirizzo Internet: **www.ubnt.com/compliance**

Latviešu valoda [Latvian] Ar šo, UBIQUITI NETWORKS, deklarē, ka UVC-G3-PRO ierīce, ir saskaņā ar būtiskajām prasībām un citiem attiecīgiem noteikumiem Direktīvās 2014/30/ES, 2014/35/ES. Pilns ES atbilstības deklarācijas teksts ir pieejams šādā interneta vietnē: **www.ubnt.com/compliance**

Lietuvių kalba [Lithuanian] UBIQUITI NETWORKS deklaruoja, kad šis UVC-G3-PRO įrenginys atitinka esminius reikalavimus ir kitas 2014/30/ES, 2014/35/ES Direktyvų nuostatas. Visas ES atitikties deklaracijos tekstas prieinamas šiuo interneto adresu: **www.ubnt.com/compliance**

Malti [Maltese] Hawnhekk, UBIQUITI NETWORKS, tiddikjara li dan il-mezz UVC-G3-PRO huwa konformi mar-rekwiżiti essenzjali u dispożizzjonijiet rilevanti oħrajn ta 'Direttivi 2014/30/UE, 2014/35/UE. Id-dikjarazzjoni tal-konformità tista' tiġi kkonsultata minn **www.ubnt.com/compliance**

Norsk [Norwegian] Herved UBIQUITI NETWORKS, erklærer at denne UVC-G3-PRO enheten, er i samsvar med de grunnleggende kravene og andre relevante bestemmelser i direktivene 2014/30/EU, 2014/35/EU. Den fulle teksten til EU-samsvarserklæringen er tilgjengelig på følgende internetadresse: **www.ubnt.com/compliance**

Polski [Polish] Niniejszym, Ubiquiti Networks, oświadcza, że urządzenie UVC-G3-PRO, jest zgodny z zasadniczymi wymaganiami oraz pozostałymi stosownymi postanowieniami Dyrektyw 2014/30/UE, 2014/35/UE. Pełny tekst deklaracji zgodności UE jest dostępny pod następującym adresem internetowym: **www.ubnt.com/compliance**

Português [Portuguese] UBIQUITI NETWORKS declara que este dispositivo UVC-G3-PRO, está conforme com os requisitos essenciais e outras disposições das Directivas 2014/30/UE, 2014/35/UE. O texto integral da declaração de conformidade está disponível no seguinte endereço de Internet: **www.ubnt.com/compliance**

Română [Romanian] Prin prezenta, UBIQUITI NETWORKS declară că acest dispozitiv UVC-G3-PRO este în conformitate cu cerințele esențiale și alte prevederi relevante ale Directivelor 2014/30/UE, 2014/35/UE. Textul integral al declarației UE de conformitate este disponibil la următoarea adresă internet: **www.ubnt.com/compliance**

Slovenčina [Slovak] Týmto UBIQUITI NETWORKS, prehlasuje, že toto UVC-G3-PRO zariadenie, je v súlade so základnými požiadavkami a ďalšími relevantnými ustanoveniami smernice 2014/30/EÚ, 2014/35/EÚ. Úplné EÚ vyhlásenie o zhode je k dispozícii na tejto internetovej adrese: **www.ubnt.com/compliance**

Slovenščina [Slovenian] Družba UBIQUITI NETWORKS izjavlja, da je naprava UVC-G3-PRO v skladu z obveznimi zahtevami in drugimi ustreznimi določbami direktiv 2014/30/EU in 2014/35/EU. Celotno besedilo izjave EU o skladnosti je na voljo na naslednjem spletnem naslovu: **www.ubnt.com/compliance**

Español [Spanish] Por medio de la presente UBIQUITI NETWORKS declara que este dispositivo UVC-G3-PRO, cumple con los requisitos esenciales y cualesquiera otras disposiciones aplicables o exigibles de las Directivas 2014/30/UE, 2014/35/UE. El texto completo de la declaración UE de conformidad está disponible en la dirección Internet siguiente: **www.ubnt.com/compliance**

Svenska [Swedish] Härmed UBIQUITI NETWORKS, intygar att denna UVC-G3-PRO enhet är i överensstämmelse med de väsentliga egenskapskrav och övriga relevanta bestämmelser som framgår av direktiven 2014/30/EU, 2014/35/EU. Den fullständiga texten till EU-försäkran om överensstämmelse finns på följande webbadress: **www.ubnt.com/compliance**

Online Resources

Website www.ubnt.com

Support help.ubnt.com

Community community.ubnt.com

Downloads downloads.ubnt.com



Ubiquiti Networks, Inc.
685 Third Avenue, 27th Floor
New York, NY 10017
USA

©2017-2018 Ubiquiti Networks, Inc. All rights reserved. Ubiquiti, Ubiquiti Networks, the Ubiquiti U logo, the Ubiquiti beam logo, UniFi, and UniFi Video are trademarks or registered trademarks of Ubiquiti Networks, Inc. in the United States and in other countries. Apple and the Apple logo are trademarks of Apple Inc., registered in the U.S. and other countries. App Store is a service mark of Apple Inc., registered in the U.S. and other countries. Android, Google, Google Play, the Google Play logo and other marks are trademarks of Google Inc. All other trademarks are the property of their respective owners.